

### HEAD OFFICE



1 Genting Link

#02-04, Perfect One

Singapore 349518



(+65) 6748 2277



(+65) 6744 0033



sales@hakko.com.sg



@hakkoproducts

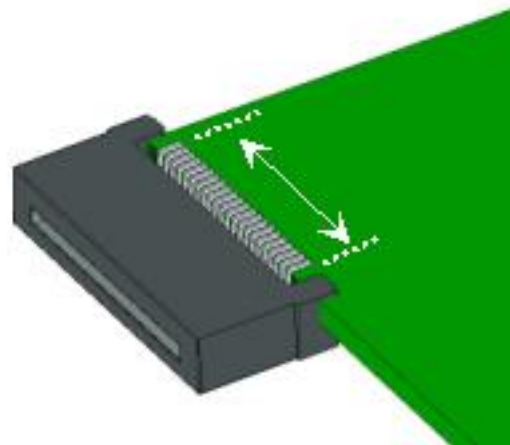
#### *How to use SMD Type: Shape Spatula and examples*

Supports rework environment with 3 types: quad, tunnel and spatula. This type is capable of heating plural pins or lead wires at once and is used for rework of SMDs.

*\* SMD TYPE Spatula use it for thermo-compression of P.W.B. and soldering shield cases or connectors.*

#### *How to select the size*

Select the head not by the number of pins but by the package size [length x width x height] including




#### *The tip before soldering*

Apply solder to the tip end before operating.

*\* Applying sufficient solder makes removing easier*

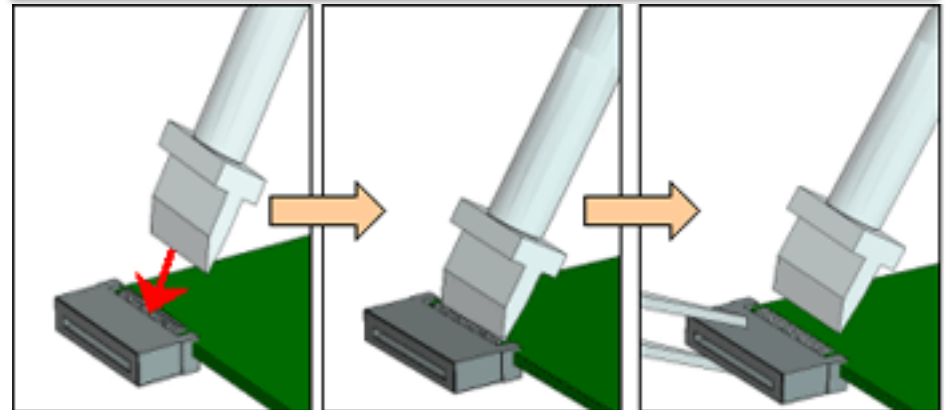


## Cleaning after removal of BGA



1. Apply flux
2. Put the tip on the P.W.B
3. Move the tip slowly across

## Soldering connectors



1. Apply flux to the leads
2. Warm the connector
3. Removes it using tweezers, etc.