


Optional Tips



Unit : mm

T12-B Shape-B	T12-B2 Shape-0.5B	T12-B3 Shape-0.7B	T12-B4 Shape-0.4B	T12-BL Shape-BL	T12-BC1 Shape-1BC T12-BCF1*
T12-BC2 Shape-2BC T12-BCF2*	T12-BC3 Shape-3BC T12-BCF3*	T12-BCM2 Shape-2BC Bevel with indent	T12-BCM3 Shape-3BC Bevel with indent	T12-C08 Shape-0.8C	T12-C1 Shape-1C
T12-C4 Shape-4C T12-CF4*	T12-D08 Shape-0.8D	T12-D12 Shape-1.2D	T12-D16 Shape-1.6D	T12-D24 Shape-2.4D	T12-D4 Shape-4D
T12-D52 Shape-5.2D	T12-DL08 Shape-0.8DL	T12-DL12 Shape-1.2DL	T12-DL32 Shape-3.2DL	T12-DL52 Shape-5.2DL	T12-I Shape-I
T12-IL Shape-IL	T12-ILS Shape-ILS	T12-J02 Shape-0.2J	T12-JL02 Shape-0.2JL	T12-JS02 Shape-0.2JS	T12-K Shape-K
T12-KF Shape-KF	T12-KL Shape-KL	T12-KR Shape-KR	T12-KU Shape-KU	T12-1610	T12-1612
T12-1201 Quad 13.6 x 8.5	T12-1202 Quad 10.3 x 10.3	T12-1203 Quad 12.8 x 12.8	T12-1204 Quad 17.9 x 17.9	T12-1205 Quad 23.4 x 17.3	T12-1206 Quad 22.5 x 16.5
T12-1207 Quad 15.5 x 15.5	T12-1208 Quad 15.8 x 15.8	T12-1209 Quad 8.4 x 8.4	T12-1001 Tunnel 5.1 x 4.6	T12-1002 Tunnel 5.1 x 10.4	T12-1003 Tunnel 9.5 x 18.3
T12-1004 Tunnel 9.5 x 15.8	T12-1005 Tunnel 9.5 x 13.2	T12-1006 Tunnel 6.9 x 11.4	T12-1007 Tunnel 7.9 x 18.8	T12-1008 Tunnel 19.5 x 10.2	T12-1009 Tunnel 13.4 x 20.5
T12-1010 Tunnel 19.5 x 12	T12-1401 Spatula 10.4	T12-1402 Spatula 15.7	T12-1403 Spatula 21.2	T12-1404 Spatula 25	T12-1405 Spatula 32
T12-1406 Spatula 40	T12-B2Z Shape-0.5B (Z)	T12-BC1Z Shape-1BC (Z) T12-BCF1Z*	T12-BC2Z Shape-2BC (Z) T12-BCF2Z*	T12-BC3Z Shape-3BC (Z) T12-BCF3Z*	
T12-BZ Shape-B (Z)	T12-C4Z Shape-4C (Z) T12-CF4Z*	T12-D12Z Shape-1.2D (Z)	T12-D16Z Shape-1.6D (Z)	T12-D24Z Shape-2.4D (Z)	T12-D4Z Shape-4D (Z)
T12-KFZ Shape-KF (Z)	T12-KRZ Shape-KR (Z)	T12-WB2 Shape-0.5WB	T12-WD08 Shape-0.8WD	T12-WD12 Shape-1.2WD	T12-WD16 Shape-1.6WD
T12-WD52 Shape-5.2WD	T12-WI Shape-WI	<ul style="list-style-type: none"> Shape B Shape BC Shape C Shape D Shape I Shape J Shape K Concave Type SMD Type(Quad) SMD Type(Tunnel) SMD Type(Spatula) Long Life Type Heavy Duty Type 			

* These tips are tinned on the soldering surface only.

HAKKO
HAKKO CORPORATION
OVERSEAS AFFILIATES

HEAD OFFICE
4-5, SHIOKUSA 2-CHOME, NANIWA-KU, OSAKA, 556-0024 JAPAN
TEL: +81-6-6561-3225 FAX: +81-6-6561-8466
http://www.hakko.com E-mail: sales@hakko.com

U.S.A.
AMERICAN HAKKO PRODUCTS, INC.
28920 AVENUE WILLIAMS VALENCIA, CA 91355, U.S.A.
TEL: (661) 294-0090 FAX: (661) 294-0096
Toll Free (800)88-HAKKO
http://www.hakkousa.com

HONG KONG
HAKKO DEVELOPMENT CO., LTD.
ROOM 1504, EASTERN HARBOUR CENTRE,
28 HOI CHAK STREET, QUARRY BAY, HONG KONG.
TEL: 2811-5588 FAX: 2590-0217
http://www.hakko.com.hk
E-mail: info@hakko.com.hk

SINGAPORE
HAKKO PRODUCTS PTE LTD
1, GENTING LINK #02-04
PERFECT ONE, SINGAPORE 349518
TEL: 6748-2277 FAX: 6744-0033
http://www.hakko.com.sg
E-mail: sales@hakko.com.sg

Please access to the following for the other sales affiliates and distributors.
<http://www.hakko.com>

Specifications and design are subject to change without notice. Copyright HAKKO Corporation. All right reserved.
HAKKO is registered in countries and regions including the following. Japan, USA, South Korea, Singapore, China, the member of CTM.

CA00252BbA002 2015.5

The standard model for lead-free soldering

HAKKO FX-951 ESD SAFE
SOLDERING STATION



The standard model for lead-free soldering upgraded



HAKKO

HAKKO's advanced lead-free soldering model added safe function and upgrading performance.



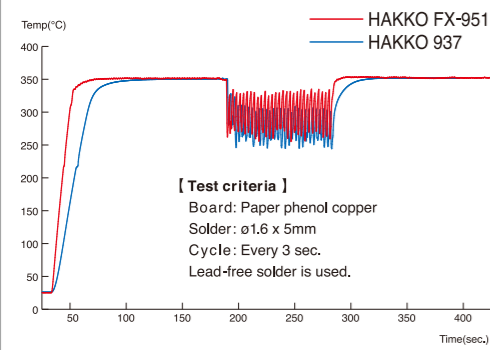
* Tip is an optional part.

Excellent thermal control

Shows great thermal recovery and thermal accuracy

The composite tip combining heating element and sensor allows great thermal recovery and thermal accuracy.

Thermal recovery graph



User-friendly design

Space-saving vertical design allows more space on the work bench.

The neat and compact design conforms to the work space more easily. Dimensions: 80(W) x 130 (H) x 131 (D) mm

The angle can be freely changed.



User-friendly iron holder

The angle can be adjusted to suit the individual working style.

The unit can be used with HAKKO 599B instead of a cleaning sponge.

HAKKO 599B
No water is required.



Thermal control function

- The temperature setting can be locked with the control card.
- An alarm can be set to inform reaching the preset lower limit.
- The digital display makes it easier to offset the temperature.

Safe design

- ESD safe by design.
- Various kinds of information by a buzzer or display.

No offset required

New series of tip for excellent temperature accuracy $\pm 15^{\circ}\text{C}$ without offset.



Sleeve assembly in 4-color

Yellow, blue, orange and green color sleeve assemblies are available. Workability increases if sleeves are changed according to the tip shape and job application.



Sleeve assembly (Lock-type/antibacterial)
Yellow : No. B3216
Blue : No. B3218
Orange: No. B3217
Green : No. B3219

For storage of tip

Tip tray
No.B2756



Sleep function to minimize oxidation of tip

The sleep function operates while being linked to the iron holder. After the iron is inserted into the iron holder, the sleep function activates for an arbitrarily-set time (0 to 29 min.) and the tip temperature will decrease to 200°C .


Auto power shut off function

The auto power shut off function operates while being linked to the iron holder. Auto power shut off activates 30 minutes after the iron is inserted into the iron holder.



Solder-splashing prevention

A higher side plate of the iron holder prevents solder from splashing when placing the tip.



Specifications

HAKKO FX-951 soldering station

Power consumption	75W
Temperature range	200 - 450°C
Temperature stability	$\pm 5^{\circ}\text{C}$

Station

Output	24V
Dimensions	80(W) x 130(H) x 131(D)mm
Weight	1.2kg

HAKKO FM-2028 soldering iron

Power consumption	70W
Tip to ground resistance	$< 2\Omega$
Tip to ground potential	$< 2\text{mV}$
Length of cord	1.2m
Total Length (w/o cord)	188mm with 2.4D tip
Weight (w/o cord)	30g with 2.4D tip

NOTE : The temperature were measured using the HAKKO FG-100 thermometer.
This product is protected against electrostatic discharge.

Packing List

Station	1
Iron (FM-2028)	1
Power cord	1
Iron holder (FH-200)	1
Control card	1
Connecting cable	1
Heat resistant pad	1

*Tip is an optional part.